

PERFORMANCE INDICATOR - September 30, 2019

Department: State Universities and Colleges (SUCs)  
Agency: Central Philippines State University  
Organization Code 08 063 0000000


Particulars	UACS CODE	Physical Target (Budget Year)					Physical Accomplishment (Budget Year)					Variance	Remarks
		1st Quarter	2nd Quarter	3rd Quarter	4th Quarter	Total	1st Quarter	2nd Quarter	3rd Quarter	4th Quarter	Total		
1	2	3	4	5	6	7	8	9	10	11	12	13	14
HIGHER EDUCATION PROGRAM	31010000000000												
OO : Relevant and quality tertiary education ensured to													
Outcome Indicators													
1. Percentage of first-time licensure exam-takers that pass the licensure exams		0.00%	0.00%	0.00%	85.00%	85.00%	0%	38%	44%		82%	3%	
2. Percentage of graduates (2 years prior) that are employed		15.00%	12.00%	15.00%	23.00%	55.00%	0%	61.7%	0.0%		61.7%	-6.7%	
Output Indicators													
1. Percentage of undergraduate student population enrolled in CHED-identified and RDC-identified priority programs		0.00%	65.00%	0.00%	0.00%	65.00%	0%	0%	69.48		69.48%	-4.48%	
2. Percentage of undergraduate programs with accreditation		0.00%	0.00%	21.00%	0.00%	21.00%	0%	0%	25%		25%	-4%	
RESEARCH PROGRAM	32020000000000												
OO : Higher education research improved to promote													
Outcome Indicator													
1. Number of research outputs in the last three years utilized by the industry or by other beneficiaries		1	1	2	2	6	3	1	1		5	1	
Output Indicators													
1. Number of research outputs completed within the year		5	12	11	15	43	32	3	2		37	6	
2. Percentage of research outputs published in internationally-refereed or CHED recognized Journal within the year							0%	0%	0%		0%	0%	
TECHNICAL ADVISORY EXTENSION PROGRAM	33010000000000												


PERFORMANCE INDICATOR - September 30, 2019


Department: State Universities and Colleges (SUCs)  
Agency: Central Philippines State University  
Organization Code 08 063 0000000

Particulars	UACS CODE	Physical Target (Budget Year)					Physical Accomplishment (Budget Year)					Variance	Remarks
		1st Quarter	2nd Quarter	3rd Quarter	4th Quarter	Total	1st Quarter	2nd Quarter	3rd Quarter	4th Quarter	Total		
1	2	3	4	5	6	7	8	9	10	11	12	13	14
OO : Community engagement increased													
Outcome Indicator													
1. Number of active partnerships with LGUs, industries, NGOs, NGAs, SMEs, and other stakeholders as a result of extension activities													
Output Indicators													
1. Number of trainees weighted by the length of training		200	400	1,110	1,310	3,020	105	425	1,902		2,432	588	
2. Number of extension programs organized and supported consistent with the SUC's mandated and priority programs													
		1	2	2	3	8	1	2	3		6	2	
3. Percentage of beneficiaries who rate the training course/s and advisory services as satisfactory or higher in terms of quality and relevance													
		6.30%	12.60%	34.90%	41.20%	95.00%	6%	12.60%	48%		66.60%	28.40%	

This report was generated using the Unified Reporting System on 12/11/2019 10:11

Prepared By:   
MARIA CRISTINA I. CANSON, Ch. E., MEE  
Instructor I Director, Planning Services  
Date: 11/27/19

In coordination with:   
VICENTE M. TRIO JR  
Administrative Officer V (Budget Officer)  
Date: 11/27/19

Approved By:   
ALADINO C. MORACA, Ph. D.  
SUC President II  
Date: \_\_\_\_\_